



Modular Cooking Range Line 700XP Half Module Gas PowerGrill Top

ITEM # _____
MODEL # _____
NAME # _____
SIS # _____
AIA # _____



371042 (E7GRGDGC0P)

Half module gas PowerGrill
Top - HP

Short Form Specification

Item No. _____

To be installed on open base installations, bridging supports or cantilever systems. High efficiency 7 kW stainless steel gas burners with flame failure device, optimized combustion and protected pilot light. Suitable for natural gas or LPG. Cooking surface grids in enameled cast iron, easily removable for cleaning. Exterior panels in stainless steel with Scotch Brite finish. One piece pressed work top in 1.5 mm thick stainless steel. Right-angled side edges to allow flush-fitting junction between units.

Main Features

- Unit to be mounted on open base cupboards, bridging supports or cantilever systems.
- Stainless steel burners with flame failure device, optimized combustion and protected pilot light.
- AISI 441 stainless steel deflective shields located below the radiants prevent burners from clogging, minimize flare ups and ensure even heat distribution (PATENT US9591947B2 and related family).
- Dishwasher-safe radiants removable without the use of tools to facilitate cleaning.
- Extractable full-depth grease collection drawer to accumulate excess grease and oil.
- Stainless steel high splash guards on the rear and sides of cooking surface. Splash guards can be easily removed for cleaning and are dishwasher-safe.
- Cooking grids made in highly resistant enameled cast iron for easy cleaning.
- Suitable for countertop installation.

Construction

- All exterior panels in Stainless Steel with Scotch Brite finishing.
- One piece pressed 1.5 mm work top in Stainless steel.
- Model has right-angled side edges to allow flush fitting joints between units, eliminating gaps and possible dirt traps.
- IPx4 water protection.

APPROVAL: _____



Experience the Excellence
www.electroluxprofessional.com

Optional Accessories

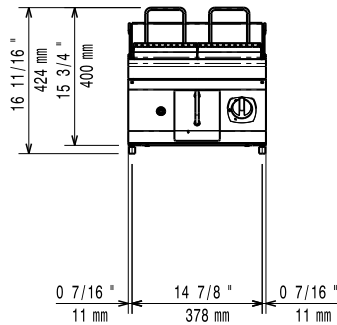
- | | | |
|--|------------|--------------------------|
| • Junction sealing kit | PNC 206086 | <input type="checkbox"/> |
| • Draught diverter, 120 mm diameter | PNC 206126 | <input type="checkbox"/> |
| • Matching ring for flue condenser, 120 mm diameter | PNC 206127 | <input type="checkbox"/> |
| • Support for bridge type installation, 800mm | PNC 206137 | <input type="checkbox"/> |
| • Support for bridge type installation, 1000mm | PNC 206138 | <input type="checkbox"/> |
| • Support for bridge type installation, 1200mm | PNC 206139 | <input type="checkbox"/> |
| • Support for bridge type installation, 1600mm | PNC 206141 | <input type="checkbox"/> |
| • Support for bridge type installation, 400mm | PNC 206154 | <input type="checkbox"/> |
| • Chimney upstand, 400mm | PNC 206303 | <input type="checkbox"/> |
| • Right and left side handrails | PNC 206307 | <input type="checkbox"/> |
| • Back handrail 800 mm | PNC 206308 | <input type="checkbox"/> |
| • Flue condenser for 1/2 module, 120 mm diameter | PNC 206310 | <input type="checkbox"/> |
| • Scraper kit with hooks for HP grills | PNC 206347 | <input type="checkbox"/> |
| • Base support for feet or wheels - 400mm (700/900) | PNC 206366 | <input type="checkbox"/> |
| • Kit G.25.3 (NI) gas nozzles for 700 and 900 gas grills (standard and HP) | PNC 206462 | <input type="checkbox"/> |
| • Frontal handrail, 400mm | PNC 216046 | <input type="checkbox"/> |
| • Frontal handrail, 800mm | PNC 216047 | <input type="checkbox"/> |
| • Frontal handrail, 1200mm | PNC 216049 | <input type="checkbox"/> |
| • Frontal handrail, 1600mm | PNC 216050 | <input type="checkbox"/> |
| • Large handrail - portioning shelf, 400mm | PNC 216185 | <input type="checkbox"/> |
| • Large handrail - portioning shelf, 800mm | PNC 216186 | <input type="checkbox"/> |
| • 2 side covering panels for top appliances | PNC 216277 | <input type="checkbox"/> |
| • Pressure regulator for gas units | PNC 927225 | <input type="checkbox"/> |



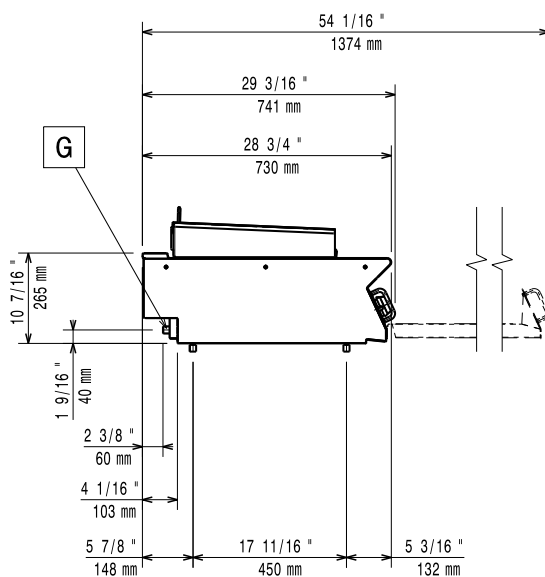
Electrolux
PROFESSIONAL

Modular Cooking Range Line 700XP Half Module Gas PowerGrill Top

Front

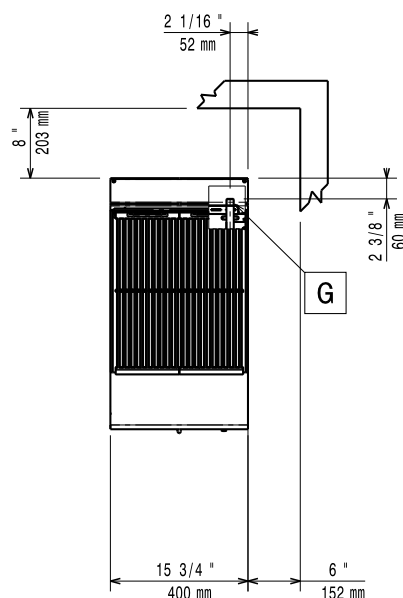


Side



EQ = Equipotential screw
G = Gas connection

Top



Gas

Gas Power:	7 kW
Standard gas delivery:	Natural Gas G20 (20mbar)
Gas Type Option:	
Gas Inlet:	1/2"

Key Information:

If appliance is set up or next to or against temperature sensitive furniture or similar, a safety gap of approximately 150 mm should be maintained or some form of heat insulation fitted.

Net weight:	32 kg
Shipping weight:	50 kg
Shipping height:	580 mm
Shipping width:	460 mm
Shipping depth:	820 mm
Shipping volume:	0.22 m ³
Certification group:	N7EGG
Cooking surface width:	371 mm
Cooking surface depth:	472 mm



Modular Cooking Range Line
700XP Half Module Gas PowerGrill Top

The company reserves the right to make modifications to the products without prior notice. All information correct at time of printing.

2026.02.11